

New Land Cruiser





Legendary Land Cruiser. Built on 60 years of unrivalled global experience. New Land Cruiser is designed to take on the earth's most extreme driving challenges with athletic manoeuvrability and rock solid stability.

Refined styling and comfort offer an unrivalled experience, both inside and out.

23°54'47" S
67°41'27" W

22°34'36" S
67°39'59" W





Free to go where you want to go. Sprint to the next horizon with outstanding engine performance. Choose from powerful 4.0 litre V6 Dual VVT-i petrol or 3.0 litre Turbo diesel engine technology. The electronically modulated Kinetic Dynamic Suspension System (KDSS), full time 4WD and Variable Flow Control (VFC) power steering provide unrivalled comfort and stability on or off-road. Complete control for the adventures ahead.



Unstoppable. Uncompromised. Unlimited. Groundbreaking technology knows no boundaries. Transform the most daunting challenge into an everyday journey with new Land Cruiser's advanced features including the Multi-terrain Monitor, Tyre Angle Display and Crawl Control. Downhill Assist Control, Hill-start Assist Control and Multi-terrain Select give you the confidence to overcome the most challenging terrain.

22° 46' 31" S
67° 48' 23" W

Strength of body. Peace of mind. Sweep into the tightest bends and overcome the most treacherous conditions, confident that world class safety technology is there to protect you. A Pre-Crash Safety system reads the road ahead, acting swiftly when danger is imminent. A robust energy absorbing body helps protect both you and pedestrians.



28° 09' 24" S
67° 24' 10" W



The world's most spellbinding concert venue. Rediscover the finest moments of Beethoven's Fifth with the outstanding JBL 17-speaker surround sound system. The cabin is crafted to acoustic perfection with an array of state-of-the-art speakers to make your spirit soar. Immerse yourself in new Land Cruiser's wealth of premium comfort features wherever you are in the world.





22°53'59" S
68°14'32" W



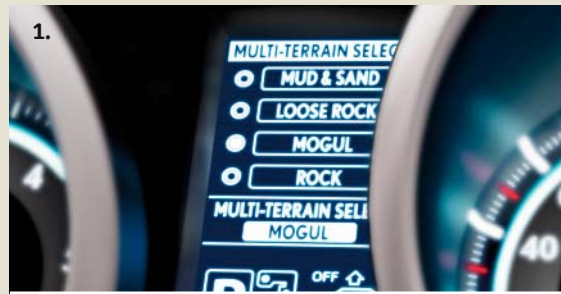


Intelligent, refined interior. From the sophistication of the instrument panel to the quality of each detail, everything has been designed to enhance your driving experience. New Land Cruiser proves practical can be beautiful.

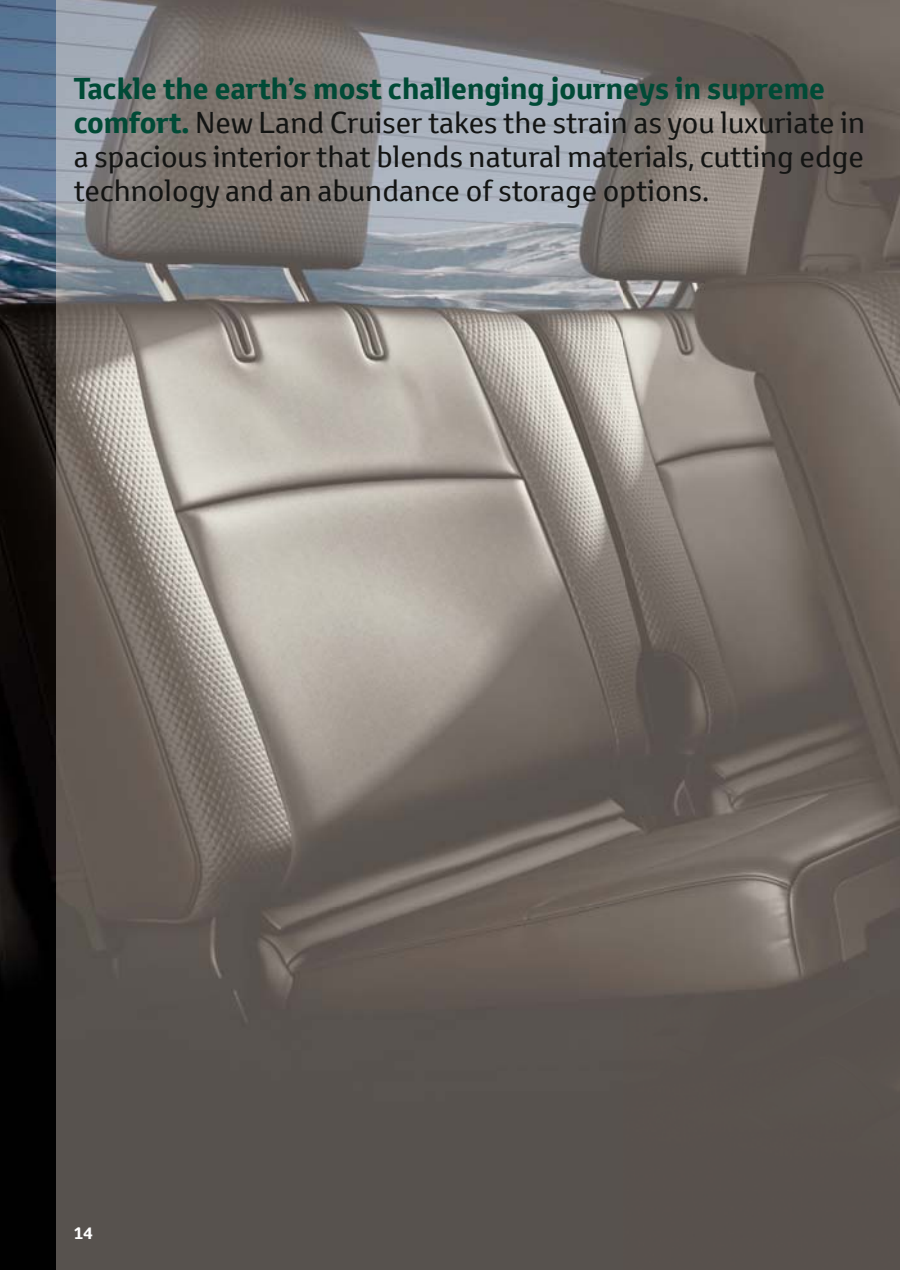
- 1. Multi-terrain Select.** Tackle any scenario with a choice of four terrain modes – 'Mud & sand', 'Loose rock', 'Mogul' or 'Rock'. The vehicle's throttle, braking and traction control systems are automatically modified to suit the off-road conditions, providing maximum traction and control.
- 2. Multi-information switches.** Intuitive fingertip controls respond instantly to your needs. Keep your eyes glued to the road as you select Cruise Control, Multi-terrain Monitor, Adaptive Cruise Control, telephone and the JBL premium sound system.

- 3. Centre console with navigation system.** The sturdy yet refined centre console provides state-of-the-art satellite navigation and a JBL premium audio system within easy reach.
- 4. Rear seat entertainment.** A supreme quality 9" drop down screen with powerful 5.1-channel DVD surround. Premier seats for all the thrills and spills – whatever the adventures outside.

Items shown only available on certain body types, grades or as an option.



Tackle the earth's most challenging journeys in supreme comfort. New Land Cruiser takes the strain as you luxuriate in a spacious interior that blends natural materials, cutting edge technology and an abundance of storage options.





Versatility that knows no bounds. The moment you step into new Land Cruiser you have arrived in one of the world's most outstanding open spaces. A versatile interior you can transform in seconds. Uniquely, you can slip effortlessly into the 3rd row seats with room to spare. Flatten the back seats at the push of a button for extra storage.*

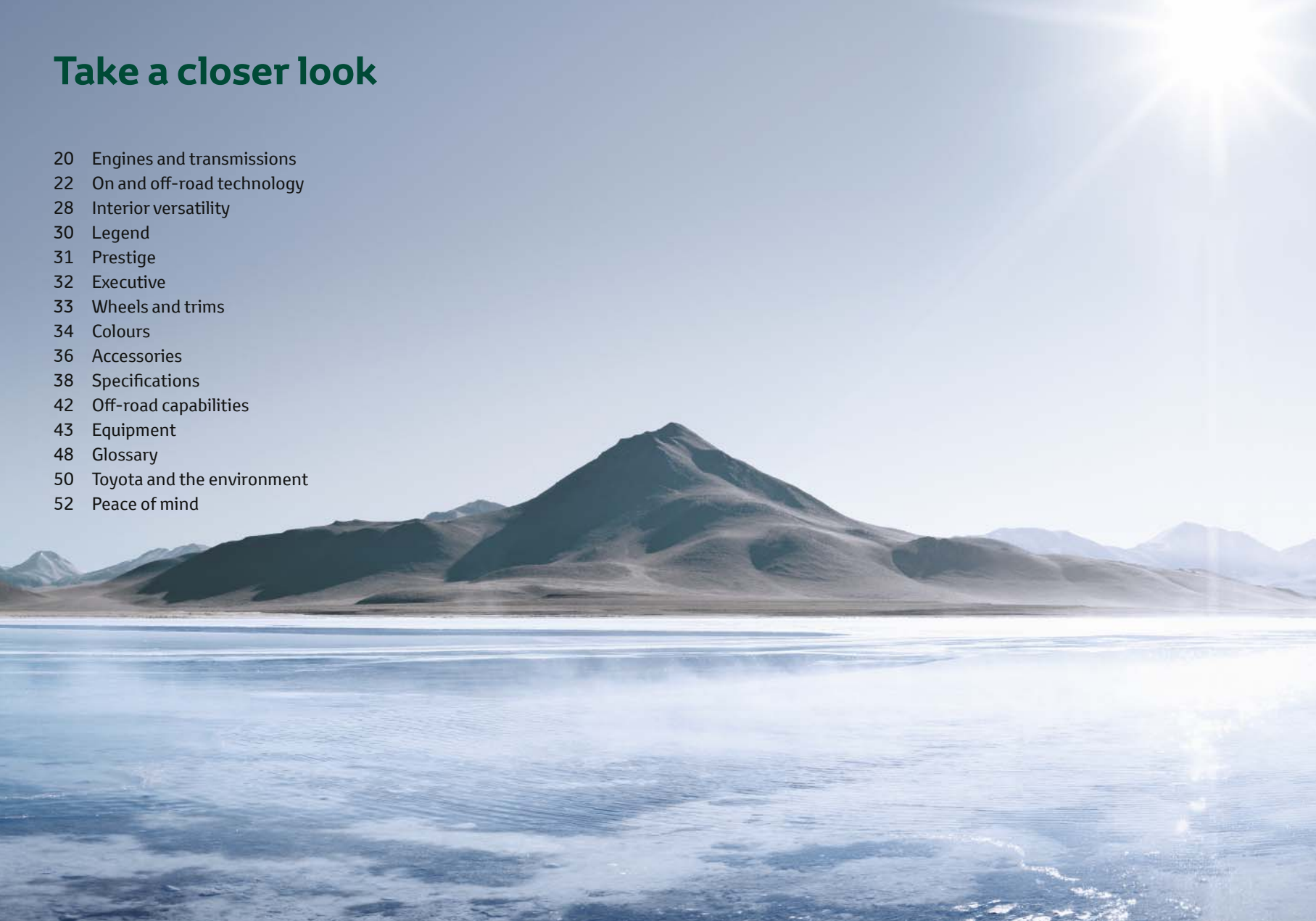
* Only available on 5-door vehicle on certain grades.





Take a closer look

- 20 Engines and transmissions
- 22 On and off-road technology
- 28 Interior versatility
- 30 Legend
- 31 Prestige
- 32 Executive
- 33 Wheels and trims
- 34 Colours
- 36 Accessories
- 38 Specifications
- 42 Off-road capabilities
- 43 Equipment
- 48 Glossary
- 50 Toyota and the environment
- 52 Peace of mind





The power to go where you want to go. New Land Cruiser is tuned for maximum performance, whether you are in the city, fast lane or off-road. An unbeatable fusion of power and torque, providing an exhilarating drive and best in class efficiency.

Turbo Diesel*	Power	Fuel consumption [§]	CO ₂ emissions [§]	Acceleration	Available
3.0 litre D-4D 5 A/T	173 DIN hp	8.1 litres to every 100 km	214 g/km	11.7 secs 0-100 km/h	All grades
3.0 litre D-4D 6 M/T	173 DIN hp	8.5 litres to every 100 km	224 g/km	12.4 secs 0-100 km/h	Legend and Prestige grades only
Petrol* 4.0 litre V6 Dual VVT-i 5 A/T	282 DIN hp	10.8 litres to every 100 km	256 g/km	9.2 secs 0-100 km/h	All grades [°]

M/T = Manual transmission

A/T = Automatic transmission

* Figures based on 5-door model.

[§] Combined cycle.

[°] Not available on 3-door model.



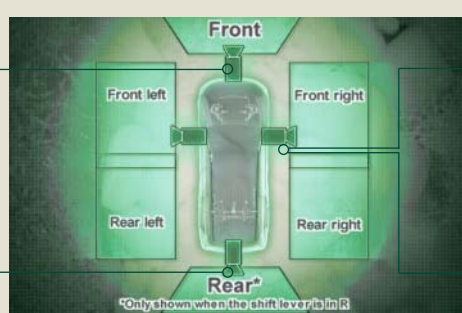
The legendary Land Cruiser. Evolved. After nearly 60 years of unstoppable progress, the Land Cruiser adventure continues with even more comfort, strength and driving capability. Discover an unrivalled array of on and off-road technology engineered to make the toughest challenges easy. Robust and agile outside. Spacious and versatile inside. New Land Cruiser is equipped for every twist and turn on the road ahead.

Tyre Angle Display*
In uneven off-road conditions it is often difficult to determine your exact steering direction. New Land Cruiser's Multi-information display shows the tyre angle guidelines to give you confidence in these situations. When Multi-terrain Select is in use, the tyre angle guidelines let you know your predicted path.
Benefits Predict your steering direction for an assured drive.



1 Front view
Anticipate hidden terrain and obstacles. Approaching a blind corner or junction? Simply press the camera switch on the steering wheel and see a wide angle view of your surroundings.
Benefits Full visibility, eliminating any blind spots.

2 Rear view
Enjoy a clear view of the road behind. Parking guidance appears at the push of a button, indicating the perfect reversing path.
Benefits Park and reverse efficiently.



Multi-terrain Monitor (MTM)

Reaching the crest of a steep hill, approaching a sudden drop or reversing around a tight corner? MTM allows you to see the road around, helping you stay on your intended course and avoid potential danger.

New Land Cruiser's 4.2" screen displays a choice of six live images from four exterior cameras. By simply pressing the multi-function switch on the steering wheel, you'll have an instant understanding of your surroundings.

Benefits Drive with a full view of exactly where you are and where you are going. Combines with Tyre Angle technology to guide your course and Multi-terrain Select for enhanced control.

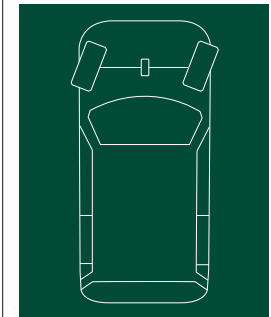


3 Left and right side cameras
Open up blind spots with clear unobstructed views along both sides of new Land Cruiser.

Benefits Avoid damage when passing through narrow paths. Safer driving in precarious off-road conditions.

4 Simultaneous front and passenger side view
Front and side views may be viewed simultaneously on a split screen to create a more complete picture of your driving situation.

Benefits Safer and more informed driving.



Smart Entry & Start System

Unlock and start new Land Cruiser without taking the key out of your pocket or handbag. Your vehicle senses the key and automatically unlocks when the door handle is pulled. It even illuminates the interior and step lights to guide you in the dark. Just get in and press lightly on the Start/Stop button to go.

Benefits Convenient and hands-free.

Rear seat entertainment

A 9" drop down screen with powerful 5.1-channel DVD surround sound.

You can also use the auxiliary port to watch films from your video camera or personal DVD player.

Benefits Keep your passengers entertained – and the kids quiet.

JBL premium sound system*

Premium 605 W audio with 17 strategically placed speakers to create an experience compatible with 5.1-channel surround sound. A Digital Sound Processor provides further definition and purity. Cabin acoustics have been optimised to heighten your listening pleasure.

Benefits Pure surround sound with a powerful resonance of deep bass, timbre of voices and instruments.

State-of-the-art air conditioning*

A fully automatic air conditioning system with the ability to independently control three zones. The system features increased blower strength for an even cooler cabin in the hottest conditions.

Benefits Cool interior comfort with zonal flexibility.

Robust body-on-frame construction

High tension sheet metal is used to maintain a lightweight design and ensure strength and rigidity. Sound-absorbing and noise-cancelling materials contribute to a peaceful drive.

Benefits Increased ride comfort, strength, safety and reliability.

Manoeuvrability

New Land Cruiser's neat proportions and minimum turning radius of 5.8 m (5-door) provide agile and user-friendly handling.

Benefits Easy to drive with enhanced manoeuvrability and stability.



* Optional on selected grades.

Unrivalled on and off-road performance. A premium blend of groundbreaking technology provides agility and stability wherever you go – from your local streets to treacherous rocky slopes. Driving pleasure is assured by an advanced range of suspension and safety systems including the electronically modulated KDSS. Variable Flow Control (VFC) power steering makes handling dynamic and easy.

Variable Flow Control power steering

Advanced technology that controls the flow of steering fluid in response to your travelling speed and steering movements. The flow increases at slow speeds to make the steering wheel easier to turn, then decreases at high speeds for a more solid and defined drive.

Benefits Superior handling performance and ease of driving.



Kinetic Dynamic Suspension System (KDSS)

Electronically controlled hydraulic suspension that provides unrivalled handling, comfort and stability. Experience minimal body roll when cornering on-road and maximum traction when traversing off-road.

Benefits Drive with the most suitable suspension performance for the conditions.



On-road

Highly responsive suspension integrates with conventional anti-roll bars to provide unrivalled on-road steering agility and ride comfort.

Hydraulic lines are used to connect the front and rear stabilisers. KDSS electronically controls a set of valves connected to accumulators to optimally balance the effect of the front and rear stabilisers and absorb surface irregularities.

Benefits Enhanced agility, comfort and safety.



Off-road

Drive off-road and new Land Cruiser's wheels are free to do exactly what they need to do – remain firmly on the ground and provide greater traction.

The stabiliser is disconnected. With the fluid now allowed to flow freely through the system, each wheel can move with much more independence on uneven ground. The resulting longer wheel travel provides uncompromised traction and stability on the roughest terrain.

Benefits Superior traction. Enhanced wheel articulation.



Aerodynamic design

New Land Cruiser's robust and resilient presence delivers an impressive drag coefficient of 0.35. The exterior is now 20 mm lower than before (30 mm on 3-door model). The front bumper flows smoothly from corner to corner. Tyre spats, front and rear spoilers enhance aerodynamic performance.

Benefits Outstanding performance and fuel economy.

Adaptive Cruise Control (ACC)

Radar sensor cruise control that allows you to match the pace of the vehicle ahead. A constant driving speed is maintained, using automatic electronic throttle and brake control to accelerate and slow the vehicle where traffic conditions require. New Land Cruiser's ACC features 3 preset distance options (long, medium and short).

Benefits Enhanced safety and stress-free driving.

Vehicle Stability Control (VSC)

VSC automatically activates each individual brake as needed and controls the engine output to help maintain stability and prevent skidding when turning sharply or driving on slippery road surfaces.

Benefits Stability and safety.

Tackle the roughest terrain with the smoothest technology. Even the most inexperienced off-road driver can perform like a pro with new Land Cruiser's wealth of user-friendly technology. There's no getting bogged down in soft terrain, slipping on jagged hill sides or stalling on awkward moguls. Generous underbody clearance improves your ability to traverse severe terrain without damaging the vehicle's underside. Your wheels will provide the best possible traction and travelling speed can be controlled with revolutionary Crawl Control.

Crawl Control

Confidently tackle challenging off-road conditions without touching the accelerator or brake pedals – all you do is steer. Crawl automatically controls the engine and brakes to maintain a consistent crawling pace. Just press the 'CRAWL' button, select one of five speeds – and go. Speed can be changed on the move.

Benefits Improves traction and stability. Minimises wheel spin and damage to underside of body. Crawl also assists in freeing the vehicle when stuck. No tricky pedal operations.



Multi-terrain Select (MTS)

Multi-terrain Select guides you through the most challenging off-road conditions. Traction is optimised by controlling torque and four-wheel braking as you apply the accelerator. Easy-to-follow driving guidance is displayed on-screen. Select from 'Mud & sand', 'Loose rock', 'Mogul' or 'Rock'. You can also view the live Multi-terrain Monitor to track your direction and progress. MTS is activated using fingertip steering wheel controls.

Benefits A wide range of user-friendly functions ensure that even the most inexperienced off-road drivers can tackle the most daunting terrain.



Mud & sand

To advance over soft terrain, you must transfer as much power as possible to the ground. MTS minimises braking to allow appropriate wheelspin, thus ensuring forward momentum.

Benefits Prevents you from getting bogged down in soft terrain.



Loose rock

Powerful selective braking is needed to limit wheelspin when driving through loose rock. Just apply the accelerator and MTS will deliver the right amount of drive power and wheel spin control.

Benefits Constant forward momentum when climbing loose rock and hills.



Mogul

Travelling over moguls requires a steady speed, strong grip and minimal slip. MTS applies moderate selective braking to maintain your hold.

Benefits Your progress is ensured in unpredictable mogul environments.



Rock

You cannot afford to slip in jagged and rocky conditions. MTS ensures you maintain maximum grip using assertive selective braking for enhanced traction.

Benefits Slip is controlled independently on each wheel to allow you to scale the most daunting rocky routes.



Downhill Assist Control (DAC) and Hill-start Assist Control (HAC)

Additional control when driving on difficult slopes. DAC maintains a stable low speed of around 5 km/h as you descend. HAC applies the brakes if it detects you rolling back when starting off on an incline.

Benefits No roll back on hill starts. Reassuring stability when driving. Buzzer alert.

Adaptable Variable Suspension system (AVS)

Continuously adapts shock absorber damping in response to the road conditions. AVS system automatically selects the most appropriate ride mode: Comfort, Normal or Sport.

Benefits Outstanding ride comfort, handling and stability.

Full time 4WD with TORSEN® Limited Slip Differential (LSD)

Varies torque distribution between front and rear wheels for optimal performance. Normal conditions require a 40:60 front/rear split. New Land Cruiser allows a scope of 50:50 to 30:70 to meet the demands of all terrain.

Benefits Optimal traction in all conditions.

Active Traction Control (A-TRC)

Traction is maintained or established through the selective distribution of torque to individual wheels.

Benefits Overcomes wheelspin to help stabilise when accelerating on slippery roads and in muddy conditions.

Adapt to any situation. Inside and out. For all of new Land Cruiser's adaptability outside, there's a world of versatility inside. After all, that's where your adventures begin. Flexible space to store luggage and extra room to stretch your legs can be created using smooth and effortless functions. Enjoy every journey in a space you've made your own.

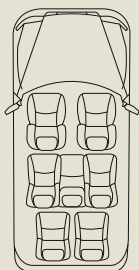
Versatile seating

The interior is easily adapted to your needs using a choice of automatic or manual controls. The 2nd row seats slide and fold flat using a 40:20:40 split*. The 3rd row features a 50:50 split. The underfloor storage function is available in both power and manual options. A wide variety of seating arrangements and places to store your luggage can easily be created. Here are some typical scenarios.

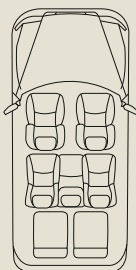
Benefits Extensive space and adaptability for both passengers and luggage.

* 5-door model only.

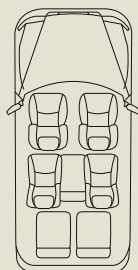
7 people travelling
All seats up.



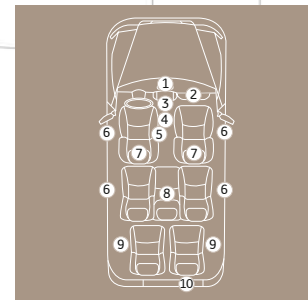
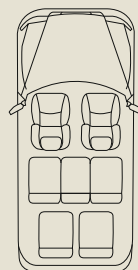
5 people travelling
3rd row stowed.



4 people travelling
2nd row centre seat folded down. 3rd row stowed.



2 people travelling
2nd row seating folded down and 3rd row stowed.



Extensive storage

- 1 Sunglasses holder in overhead console
- 2 Illuminated locking glove box
- 3 3x front seat cup holders
- 4 Small storage compartment
- 5 Cool box (on selected models)
- 6 Pockets on all doors
- 7 Seatback pockets
- 8 2nd row cup holders
- 9 3rd row cup holders
- 10 Toolbox/caution triangle holder

Glass hatch window

Makes loading even easier – open it with just one hand. Saves opening the door in tight situations.

3rd row underfloor storage

Store the 3rd row seats under the floor smoothly and simply at the press of a button*.

The deck is now immaculately flat for your luggage. 2nd row passengers can either recline or slide their seats back for further comfort.

The 3rd row seats may also be tilted forward to increase luggage space‡.

Benefits Increased deck space operated from either inside the car or from the back door.

Slide and tilt functions for extra space

The 2nd row slide mechanism can be adjusted and the seat backs tipped forward to create more travelling space for 3rd row passengers.

Benefits Extra room to stretch into.

Walk-in facility for 3rd row access

Ease into the 3rd row seats by sliding the 2nd row seats forward using a simple walk-in lever. They glide back into position just as easily.

Benefits Easy access to 3rd row seats.

Extra head and legroom

Spacious seating all round – whether you are S, M, L or XL. Enjoy 50 mm extra legroom in the 3rd row and knee-pleasing flexibility throughout. The driver and front passenger enjoy increased elbow room.

Benefits Excellent posture and room to stretch on long journeys – for all shapes and sizes.

* Power fold-flat available as an option.

‡ Only on optional power adjustable 3rd row seats.



Legend

Groundbreaking technology and robust design define this new generation adventurer. The authentic Land Cruiser.



Main features

- 17" alloy wheels
- Backdoor with glass hatch
- Door handles: black
- Exterior mirrors: black
- Front fog lamps
- Headlamp cleaners
- Smart Entry & Start System
- Power steering
- Electric windows
- 7 SRS airbags
- Active headrests
- Legend grey or ivory fabric
- Vehicle Stability Control (VSC) with Active Traction Control (A-TRC)
- Hill-start Assist Control (HAC) and Downhill Assist Control (DAC)*

Optional features

- Dual zone automatic air conditioning
- 3rd row seats in Legend grey or ivory fabric
- Radio, CD audio system with Bluetooth®, AUX-in – 6 speakers

* Automatic transmission only.

Image shows optional audio system and steering wheel controls.

Prestige

Chase your next horizon with assured KDSS stability and unstoppable Crawl Control. Natural materials and versatile design provide reassuring inner comfort.



Main features (additional to Legend grade)

- 18" alloy wheels
- Chrome radiator grille
- Privacy glass (rear)
- Adaptive Front lighting System (AFS) with High Intensity Discharge (HID) headlamps
- Dusk sensor/ rain sensor
- Illuminated side step
- Parking sensors (front and rear)
- Dual zone automatic air conditioning
- Prestige grey or ivory fabric
- Leather steering wheel, gear shift lever and knob
- Electric tilt adjustable and telescopic steering wheel
- Radio, CD audio system with 6-CD changer, Bluetooth®, AUX-in – 9 speakers
- Cool box (in centre armrest)
- 220 V power outlet (in boot)
- Electrochromatic rear-view mirror
- Optitron dials with multi-information display
- Accessory meter and back monitor
- Cruise control
- Kinetic Dynamic Suspension System (KDSS)*
- Follow Me Home headlights

* 5-door model only.

Executive

A premium design featuring leather, wood and chrome detailing. A stylish grille adds extra personality to this driving legend.



Main features (additional to Prestige grade)

- Premium radiator grille
- Wood detail inserts
- Leather/wood steering wheel
- Leather/wood gear shift knob and lever
- Leather seats – power adjustable, heated
- Electro-Multi-Vision Navigation (EMVN) system with DVD-CH, Hard Disk Drive, Bluetooth®, AUX-in, JBL premium sound system – 17 speakers
- Back monitor with 3 cameras*
- Pre-Crash Safety system
- Adaptive Cruise Control (ACC)
- Adaptive Variable Suspension (AVS)

Optional features

- Triple zone automatic air conditioning
- Sunroof
- Crawl Control and Multi-terrain Select[§]
- Multi-terrain Monitor with 4 cameras
- Rear electric differential lock (with Multi-terrain Select)
- 3rd row seats: power adjustable (leather)
- Rear entertainment system with 9" screen

* Only available with Crawl Control.

§ Not compatible with Pre-Crash Safety system.

Wheels and trims

New Land Cruiser satisfies your taste for adventure – and style. A choice of durable materials and exquisite design detailing combine to give your Land Cruiser extra edge.

Executive
Grey leather



Legend
Ivory fabric



Legend
Grey fabric



Prestige
Ivory fabric



Prestige
Grey fabric



Executive
Ivory leather



18" alloy wheels
5-spoke
265/60R18



17" alloy wheels
6-spoke
265/65R17

Colours

Choose the right colour for the world you drive in.



1H2 Dark Steel*

070 Pearl White*

3R0 Cherry Black*

1F7 Ultra Silver*

* Metallic paint.



1G3 Ash Grey*

040 Pure White

4T8 Silk Beige*

202 Astral Black

6V2 Dark Green Olive*

8R3 Mystic Blue*

Accessories

The Land Cruiser's essential spirit of adventure makes it ideal for roaming near and far. Genuine Toyota accessories add even more to the experience by offering choices for extra dimensions of style and practicality.

Touches of style

Style is a matter of taste and self-expression. It's about those subtle details that give your car a personal appearance. You can do it with Toyota accessories. How about chrome fog lamp contours and mirror covers? Or perhaps a brushed stainless steel rear bumper protection plate? Individually or all together, each item integrates as one to reinforce the Land Cruiser appeal.



Sharing the load

Space alone is not the solution. The answer lies in how you use that space. Toyota accessories make it easy. The moving load floor glides along the Land Cruiser's trunk rails so that heavy cargo can be effortlessly moved inside. Similarly, the cargo manager clips into the trunk rails and has an adjustable, lockable, aluminium bar and security belt to maximise load stability.



Rugged appeal

Land Cruiser accessories cleverly balance form and function. The look is contemporary and engaging. The purpose is to enhance and inspire. There are custom designed alloy wheels and side bars for an appearance bursting with off-road appeal. And the choice of fixed, flanged or detachable towing hitches creates enormous flexibility for using your car to its full powerful potential.





- 01 Fog lamp contours
- 02 Chrome mirror covers
- 03 Rear bumper protection plate



- 04 Moving load floor
- 05 Cargo manager



- 06 Side bars
- 07 18" Pinnacle alloy wheels
- 08 Detachable towing hitch

Contact your local Toyota Retailer for details of the complete accessory range.

Glossary

Discover more about Land Cruiser technology



Pre-Crash Safety system

Uses radar technology to predict possible collisions with other vehicles or obstacles ahead, triggering a series of safety features. An audible alarm sounds, the meter indicator flashes, Brake Assist activates, seatbelts automatically tense and the automatic brake engages even if there is no brake operation by the driver. This helps to lessen the potential impact and damage if a collision occurs.



Brake Assist (BA)

Automatically supports emergency braking if the brakes are applied quickly, but without sufficient pressure on the pedal. It does this by measuring how fast the brake pedal is depressed and then, if appropriate, increasing braking force. When you ease the pressure on the pedal BA similarly reduces the amount of assistance.



Active Headrest

On impact, a sensor recognises that the passenger's lower back is pressed hard against the seatback. The headrest automatically moves diagonally upward and forward to catch the back of the head. This alleviates neck impact and helps reduce the risk of whiplash in the event of a rear-end collision.



Emergency Brake Signal

In the case of emergency braking, the rear lights flash instantly to alert the driver behind.



Multi-terrain Anti-lock Braking System (ABS)

When driving with Multi-terrain Select, the ABS controls the wheel lock on loose surfaces. Automatically adjusts to the terrain you are driving on to provide optimal braking performance.



LED rear brake lights

LED lamps illuminate faster than conventional bulbs, alerting the driver behind to brake sooner. They also last longer and consume less energy.



Adaptive Front lighting System (AFS) with High Intensity Discharge (HID) headlamps

AFS adjusts the direction of the headlamps when approaching a bend in the road, pre-empting the vehicle's path by three seconds. HID headlamps use less energy and are more than twice as bright as conventional halogen bulbs.



Dual Variable Valve Timing – with intelligence (Dual VVT-i)

Technology that maximises the engine's performance by optimising valve timing depending on whether you are accelerating, cruising or just idling. Dual VVT-i provides excellent balance between performance and fuel economy by taking conventional VVT-i a step further. It varies not only the intake camshaft timing, but also the exhaust timing.



ECO Drive Indicator

In automatic transmission, this system informs the driver as to whether the accelerator pedal is being operated in an environmentally friendly way by illuminating the ECO Drive Indicator light.



Active Traction Control (A-TRC)

A-TRC is an intelligent form of traction control that helps keep Land Cruiser moving in the most adverse conditions on and off-road. A-TRC can actually apply brake force to one wheel that may be slipping while distributing power evenly between the three that are not.



Full time 4WD

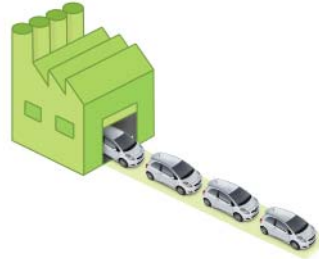
The full time 4WD system provides better traction and control during acceleration and turning. All four wheels are powered at all times for unbeatable ability to go anywhere on or off-road.



Variable Flow Control (VFC) power steering

Advanced technology that controls the flow of steering fluid in response to your travelling speed and steering movements. The flow increases at slow speeds to make the steering wheel easier to turn, then decreases at high speeds for a more solid and defined drive.

Toyota and the environment



Designing your car

To achieve lower emissions and greener vehicles on the way forward toward the ultimate eco-car, it is essential to measure progress. Toyota has therefore developed its Ecological Vehicle Assessment System, or Eco-VAS. This is a comprehensive approach to assessing a vehicle's whole life cycle in terms of its impact on the environment, starting at the early stage of development, before the vehicle is actually built.

The environmental impact of the Land Cruiser 150 diesel (displacement 3000cc) compared to an equivalent model is demonstrated through the complete life cycle analysis with 5% CO₂ (Carbon dioxide), 25% NO_x (Nitrogen Oxide), 7% NMHC (Non-Methane Hydrocarbons) and 20% PM (Particulate Matter) reduction.

Making your car

During the production of your vehicle every effort is made to reduce the effect of the manufacturing process on the environment.

The Toyota Tahara plant is striving toward sustainable manufacturing with the concept of a plant that fully utilises natural resources while existing in harmony with the natural environment.

By continuously implementing new measures at the Toyota Tahara plant, the overall CO₂ emissions in the production process were reduced by 1% in 2007, while the volatile organic compounds went down by 39% compared to the level in 2003.

The plant no longer sends any waste to landfill sites and qualified for the Environmental Management System ISO 14001, a green standard we are extremely proud of.

Getting vehicles and parts to you

We are always looking to employ the most efficient and environmentally friendly logistical and delivery methods. For instance, modes of transport with the least environmental impact are selected wherever possible.



Selling and servicing your car

We take great pride in demonstrating the benefits of driving eco-cars to each of our new customers. Every opportunity is then taken to raise awareness of their ongoing responsibility towards the environment when servicing and driving their car.



The end of the road for your vehicle?

Over 95% of the Land Cruiser is recoverable. 100% of materials are coded and the four heavy metals have been eliminated completely (in accordance with 2000/53/EC).

Our environmental policy means that we offer Toyota drivers new and innovative ways of returning their old car. For more information visit: www.toyota.eu or contact your local Toyota retailer.



Drive thoughtfully

Drive your car in the right way and you could reduce your fuel bill and your CO₂ emissions by around 20–30%.

01. Remove any extra weight and roof load.
02. Plan your route and avoid detours.
03. Avoid using your car for short journeys.
04. Check your tyre pressure regularly.
05. Service your car according to the owner's manual.
06. Shift up gear earlier.
07. Only use air conditioning when necessary.
08. Follow and anticipate traffic flow.
09. Keep your windows closed.
10. Switch off your engine if you have to wait longer than 60 seconds.

Owning the New Land Cruiser means you enjoy the peace of mind afforded by Toyota's global reputation for quality and integrity.

On the day you purchase your Land Cruiser, your retailer will present you with the 'Land Cruiser Passport'. It's a guide to getting the best out of your Land Cruiser and its comprehensive range of features. Of course, your retailer will explain the Land Cruiser to you in detail – and always be available should you require any assistance.

Intelligent design

The Land Cruiser is designed and engineered to minimise the maintenance overhead. There are fewer parts that require servicing and those that do are inherently durable to extend service intervals. Equally important is that Land Cruiser technology is made easily accessible so that maintenance labour time can be minimised. These

features combine with the highly competitive pricing of Toyota spares to ensure the lowest cost of maintaining your Land Cruiser in an ideal working condition.

Toyota quality service


Your Toyota retailer will talk you through the Land Cruiser 'Health and Safety' maintenance programme. The programme is very straightforward and designed for your convenience. In effect, your Land Cruiser needs a full Health and Safety check, dependent on driving style and conditions, up to once every two years or 30,000 km (whichever comes sooner). An intermediate Health and Safety check is necessary every year or 15,000 km (whichever comes sooner).

Toyota warranty

Comprehensive terms The warranty covers any defect caused by a manufacturing or assembly fault. It is valid for three years of normal use or 100,000 km, whichever comes first, with no mileage limitation for the first year.

If the car is immobilised due to a breakdown (as a result of a defect covered under warranty), you will also be covered for the cost of towing your vehicle to the nearest authorised Toyota repairer.

Corrosion cover The warranty offers 12 years' coverage, regardless of mileage, against perforation of the body-work (from inside to outside) that develops due to corrosion caused by faults in materials or workmanship.



Rust and paint defects The warranty also covers surface rust and paint defects appearing on any of the painted body panels as a result of a fault in materials for a period of 3 years, regardless of mileage.

Toyota genuine parts

The Land Cruiser is designed to minimise the cost of accident repair. Energy-absorbing elements are built into the bumpers, expensive-to-replace parts are located away from damage zones, and commonly damaged body parts are bolted rather than welded. As a result, the extent of damage is limited and damaged parts are easy to remove, replace or repair. Ultimately, this means very low part and labour charges.

Toyota Eurocare

In order to help you enjoy peace of mind driving, we are pleased to provide 3* years' Toyota Eurocare roadside assistance coverage in no fewer than 40 European countries. If you experience a problem with your Land Cruiser, Toyota Eurocare offers several possibilities to keep you on the road.

Added security

The Land Cruiser's security system withstands the insurance industry's rigorous five-minute attack test and provides excellent protection. Both the alarm system and engine immobiliser are approved by Europe's major insurance companies.

Toyota accessories

Toyota accessories are designed and manufactured with the same care, quality and attention to detail as Toyota vehicles. Tailor-made for your Toyota, they fit perfectly and add a personal touch of style, comfort or practicality. And because they've been tested under the most severe conditions, you can have complete confidence in their reliability and durability. To add to the reassurance, every genuine Toyota accessory has a 3-year warranty when purchased together with the vehicle[§].

* Belgium 5 years, Portugal and Denmark 1 year.

§ Check with your retailer for specific warranty details.

For Toyota, quality is a way of life.

Nothing is so good it cannot be made better.

19° 51' 23" S
67° 27' 40" W

New Land Cruiser. 60 years' unrivalled driving experience in more than 150 countries worldwide.

No stone has been left unturned in the evolution of new Land Cruiser. Innovative Chief Engineer Makoto Arimoto travelled to some of the world's most challenging driving environments to see with his own eyes exactly how the vehicle is being used. First hand knowledge that has shaped the design and technological leaps that define new Land Cruiser. Making it the most reliable, most durable and most comfortable 4WD Toyota has created.





Asia
In Oman, Land Cruisers drag fishing boats and their fully laden nets to shore. The fish are transferred into the built-in refrigeration tanks before being driven 150 km to market.



Africa
A large number of Libyan tour companies rely on their trusted convoy of Land Cruisers to take tourists on adventures across the deserts and mountains. Offering reliability and versatility in the most testing conditions.



Americas
Toyota has always been popular in both Central and South America. Land Cruisers are still used in the diamond mines in Venezuela to deliver supplies to remote areas.



Antarctica
Land Cruiser took the Japanese 7th South Pole Observation Team on their missions from the Showa base camp. It was an invaluable tool for investigating the local landscape.



Australia
The sheer size of the continent and large amount of off-roading makes Land Cruiser the ideal vehicle for the outback. On any expedition, it can be trusted in difficult conditions.

All images © TOYOTA MOTOR CORPORATION. All rights reserved.



To experience the new Land Cruiser
or for more information, please contact
your local retailer or visit our website

www.toyota-europe.com/landcruiser



To the best of our knowledge, all information in this brochure is correct at time of going to print. Details of specifications and equipment provided in this brochure are subject to local conditions and requirements and may, therefore, vary from models available in your area. Please enquire with your local retailer for details on your local specifications and equipment. • Vehicle body colours may differ slightly from the printed photographs in this brochure. • Toyota Motor Europe reserves the right to alter any details of specifications and equipment without prior notice. • © 2009 by NV Toyota Motor Europe ('TME'). • No part of this publication may in any way be reproduced without the prior written approval of Toyota Motor Europe.

01/10/LC150/ENG/1500 YAMB76

**Today
Tomorrow
Toyota**